



W4GWD

The Signal Report

A Publication of the Greenwood Amateur Radio Society (GARS)

VOLUME 21 ISSUE 3

MARCH 2023

[HTTP://WWW.W4GWD.ORG](http://www.w4gwd.org)

W4GWD@ARRL.NET

2023 CLUB

OFFICERS

President

Russell Myrick, KN4TUI

Vice President

Kevan Nason, N4XL

Secretary

George Crane, W3RXF

Treasurer

Mitch Litwer, KJ4JGP

Repeater Trustee

Buddy Willis, W4DEW

Activities Manager

Di Litwer, N4DLL

Editor in Chief

Michael Wills, KA4CSM



The 2m (147.165) and 440 (443.900) Analog Repeaters are both up.

The GARS D-Star repeater is back up but without an amp.

Repeater Linking: our 2m and 440 repeaters are not linked during nets and but will be during special occasions

March 2023

The next GARS monthly meeting will be held at the Westminster Presbyterian Church, 2330 Cokesbury Rd, Greenwood on March 8, 2023 beginning at 7:30 pm. The doors will be open at 7:00 pm for members to have a time of fellowship and setup for the meeting. Hope to see you all there

The W4GWD Repeater Network

147.165+ t107.2

Echolink: 584003

443.900+ t107.2

W4GWM/R

145.420- DV

W4DEW/R

146.910- t123.0



Greenwood Amateur Society Recurring Events:



Like US on
Facebook

facebook.com/
Greenwood ARS

Chat 'N' Chews

Begin gathering at 1115 at different locations each week. Kin KJ4BAK will announce locations on both the Monday and Thursday night nets. Dutch treat.

Weekly Nets

Each Thursday night at 9pm on the 147.165+ machine, the Greenwood Amateur Radio Society holds our weekly 2 meter net.

Our UHF net on 443.900+ is held Mondays at 8pm

Help spread the word for everyone to check-in to our nets. If you would like to fill in or be a backup net controller please contact [Tedd Davison, AI4WN](#).

VE Exam Session

The next VE testing session is on April 4, 2023 at 7 p.m.. It will be held in the same room as our regular meetings at the Westminster Presbyterian church, 2330 Cokesbury Rd, Greenwood SC. Please contact Tommy Owens at k4xb.sc@gmail.com with any questions. No walk-ins, please preregister with Tommy, K4XB.

Congratulations!!

Happy Birthday!

None to report

Happy Anniversary!

None to report

Are you an ARRL Member? Joining ARRL helps protect our rights as Amateur Radio Operators as well as providing education, QSL Bureau, technical advise, and the ARRL VEC. <http://www.arrl.org>



Like US on
Facebook

facebook.com/
Greenwood ARS

A big thank you to the members of our nomination committee for providing the following slate of Officers for 2023. These nominations will become effective on March 1, 2023.

Nomination Committee

Dave, KY4GM

Tommy , K4XB

Dave K4DWR

2023 Greenwood Amateur Radio Society (GARS) slate of Officers

<u>President</u>	Russell Myrick	KN4TUI
<u>Vice President</u>	Kevan Nason*	N4XL
<u>Secretary</u>	George Crane	W3RXF
<u>Treasurer</u>	Mitch Litwer*	KJ4JGP
<u>Repeater Trustee</u>	Buddy Willis	W4DEW
<u>Activities Manager</u>	Di Litwer*	N4DLL
<u>Editor in Chief</u>	Michael Wills	KA4CSM

*newly installed

Tedd , AI4WN has stepped down as Treasurer, Hamfest Coordinator & EC after many years of dedicated service to GARS

Tommy Owens, K4XB is the new VE Liaison, after Buddy W4DEW stepped down after many years of dedicated service

The following positions need to be filled:

- Finance Committee
- Emergency Coordinator (EC)
- Hamfest Coordinator
- Net Manager

If interested in any of these positions please contact [Russ, KN4TUI](#)



Like Us on
Facebook

facebook.com/
Greenwood ARS

Thank you Buddy, W4DEW for continuing to serve as the GARS Property Manager and Repeater Trustee.

Take a look at the new expanded GARS Silent Key Memorial. **Buddy W4DEW** spent a lot of time gathering the names, callsigns and dates of death. Thank you for making this Memorial happen Buddy.

The GARS webpage at W4GWD.org has an archive of newsletters as far back as 2020 and contains many other ham related items. It was established by Buddy, W4DEW several years ago. He continues to maintain and update it. Russ, KN4TUI has established a Facebook group; type *Greenwood Amateur Radio Society* in your Facebook search window to access it.



Extracted from the ARRL South Carolina Section Manager Report for January 2023

- Anderson Radio Club 2m Net/400/31/31/ W3SUE
- Blue Ridge Amateur Radio Net /1854/35/31 / W4DJW
- CARES Net /47/2 / 4/ N6WWG
- Carolinas Net / 371 / 146 / 62 / AA4MP
- Carolinas Slow Net / 127 / 23 / 31 / KI4KZS CARC / 163 / 25 / 5 / KU5N
- Florence Amateur Radio Club /54/4/5/54/4/5/WB6GUC
- Greenwood ARC 2m Net /81/ 4/ 4 / AI4WN
- Greenwood ARC 70cm Net /51 / 4/4 / AI4WN
- Horry Co. ARES 2m net/3/1/1/WB4FTU Horry Co. ARES simplex net/11/1/1/
- AC2LB Kershaw ARC 2m Net / 108 / 14 /10/KK4RUI
- SC Midland ARES Training Net 73/ 15/ 4/KN4KRZ
- SC Heart Training Net /193/ 0 /4/
- KQ4KK SC SSB Net /1473 / 121 / 31 /
- KG4RUE Sumter County EC Net / 40 /5 /4/ KF4ARD



Like US on
Facebook

facebook.com/
Greenwood ARS

Please welcome our newest member

Vernon Clamp, KQ4FBT

A soldering class was discussed to be held at the March meeting, it has been postponed pending resourcing. If you'd like to help contact Di Litwer N4DLL, [here](#).

Our program for March will feature Jamie Parrish, the Emergency Management Coordinator for Greenwood County. Come learn about emergency management services in Greenwood County and how GARS fits into the country emergency management plan. For more information check out the Greenwood County Emergency Management website at <https://www.greenwoodcounty-sc.gov/emergency-management>.

Kevan N4XL will give a short presentation on his experiences with Volunteers on the Air (VOTA.)

Both will be presented at the March meeting.



Buddy W4DEW sends *The tone will **stay on** for both Monday night net (70cm) and the Thursday night net (2M.) They **will not** be linked for these nets either. These changes will stay in effect until the next club meeting at which time they will be reviewed.*

Your GARS VE Team led by **Buddy Willis**, W4DEW, tested three candidates on March 7, 2023. Unfortunately none were members of our club. As a result our hobby gained one new Technician, one General and one new Extra. Take the test and upgrade to gain the extra bandwidth. Remember a new element 3 question pool for General Class exams takes effect on July 1, 2023.

Like US on
Facebookfacebook.com/
Greenwood ARS**K9AO**

As Trystan (and others) already mentioned, do not try to learn the characters at a slow speed. You want the speed fast enough that you can't count the dots and dashes and fast enough so that the character has a rhythm to it. Try not to even think about dots and dashes. That's just another conversion step in your head that'll slow you up. Learn the sound of each character like say a drum riff or something, get the rhythm and sound of it to decode in your head and you'll be on your way to easy copying. I think too that 18 words per minute is a good place to start and space the characters out and then decrease the spacing as you learn.

One of the things that those of us who learned the code back in the day had to go through was the plateaus that you seemed to always have at 5-7, 10-12, and 15-18 or thereabouts words per minute. You'd get to going and then hit a plateau and have to work through it before you'd get a fast increase in speed suddenly and then on and on. Back in the day we needed to get the speed up to get past the Morse tests for the license classes as we worked up the ladder. Then someone discovered that you could just start the characters fast and spread them out and get around (or so they say) the plateaus. Well, yes, you sure can do that and you'd have an easy time passing the code tests for a license. But there really is a different set of skills in copying at slow, medium, fast, and then blazing fast speeds. Eventually you'll run across these and it'll be easier to get past them if you started out learning the characters at a fast speed. Just be aware of this for later :)

Don't try to send code until you are copying well and you know what properly spaced code sounds like. Farnsworth (spread apart fast characters) is fine for learning but no one wants a QSO that way. There is just something about the sound of properly spaced code that is like a sweet song to your ears. You'll see what I mean when you start copying code off of the air, and you'll run across fists that are just not as pleasant to copy. If you learn right, your fist will be a pleasure for others to copy, and that is something to be proud of. And you'll be able to adjust your speed to what your QSO partner needs with ease.

One other thing. Copying to paper and copying in your head are 2 separate skills. Paper copy is easier and you'll always need to jot down notes throughout the QSO so that is the first thing you learn when you are sitting down and practicing. That's not to say listening to code on the way to work or something isn't helpful. It can be. But that's a second skill you're working on. Not a bad thing, just be aware of it so you understand what's going and don't get frustrated. Say, well I've been hitting 100% in the car but sheesh I can't seem to get it down on paper. (Typewriter, or as they're called a mill, copy is yet another, probably dying skill too.) When you head copy you have to remember the character and then string them together in your memory to get the meaning and make up the sentence or phrase one character at a time (until you get good enough to recognize entire words, but that'll come much later). That's a second skill on top of just copying the character, and paper copy bypasses that, so it's easier to get going on. Another tip. To get any speed at all you need to copy behind. That's because there just isn't enough space between the characters at any faster speed at all to write down what you heard and not lose the Page 9 of 15 next character sent. (This isn't a problem in head copy, but you need to be solid on paper copy.)



Like US on
Facebook

facebook.com/
Greenwood ARS

Plenty of options when learning CW (continued) by Kevan, N4XL

To copy behind you start consciously (try this at a fairly comfortable speed) hearing a character and then not writing it down until the next character starts. Then you write the previous character down as your head decodes the current character, and on and on. You can paper copy easily at well over 20 words per minute like this and it takes away that sort of emergency feeling that you have to hurry and get the character down on paper. Before you start paper copying get a copy of the pencil movement sheet that shows you the most efficient number of strokes to write any letter down. Just practice that writing letters and numbers first so that your hand already knows the fastest and best way to write the character. That'll make it easier and take some pressure off copying too.

Also, remember that what you are doing is causing your brain to make short term changes and then by repetition to move these to long term hard-wired neural pathways. You are causing your brain to wire itself up to do CW (At a few different receive speeds and to paper and head copy as well as sending) so just give your brain time to do its magic for you.

One other thought, there was a magazine called *Morsum Magnificat* that was published for many years and ceased publication in 2017. All of the issues are available online. It's worth grabbing an archive of these magazines and perusing them over a cup of coffee. It's all about Morse and the sending and copying of it and the hardware to do that, keys, bugs, etc. and it is very informative and filled with tips and tidbits from folks who were telegraphers of old on to modern Morse people and hams and aficionados of all kinds. I highly recommend it as a good read and a good source of info.

Here is a link to *Morsum Magnificat*: <http://www.n7cfo.com/tgph/Dwnlds/mm/mm.htm>

And of course, once you get comfortable sending and receiving the ultimate way to get your speed up and increase your confidence is to get on the air and make contacts. Don't worry about perfection when you get started. That'll magically appear as you make contacts. Anyone, me and anyone else that loves CW, will always be glad and go out of our way to QSO with someone just getting their feet wet. So have no fear about getting the key out and making contacts. That's what this is all about. Make your mistakes, we all did, and we won't notice :)



I like to use a good iambic paddle to do my sending. A single lever paddle is fine too, and I learned electronic keying on that before moving to a WB4VVF AccuKeyer years ago and an iambic paddle. I'm not a fan of bugs, they're cool and I have had a few, but they're sort of a sub-hobby and you can't just move a knob to speed up or slow down, but others swear by them and love them. Later you'll get to decide these things for yourself. But do not, and I'll say it again, do not start out sending on any of these. You'll want to because they're cool, but resist it for now. The same goes for keyboard sending, something I can do (I can type at over 60 wpm) but I just don't like it. Sending with my hand on a key or a keyer just seems right somehow to me. Get a good key and get it adjusted correctly and learn to send well on that. When you have your key sending speed smooth and a pleasure to listen to (I can send at over 20 wpm on a hand key) then and only then get into electronic keying. You should always have your hand key setup and ready to go right next to any paddle or bug (and both properly placed and anchored to the operating desk) so that you can grab it to tap out a little ditty or to just grab it and slow down too.



Like US on
Facebook

facebook.com/
Greenwood ARS


Please mark your calendars. Annual dues for the Greenwood Amateur Radio Society (GARS) are due to [Tedd Davison AI4WN](#), by April 1, 2023. \$25.00 per individual membership, plus \$2.00 for spouse, plus \$2.00 more per student. Please mail to 116 Mountain Shore Drive, Greenwood, SC 29649. Although Mitch, KJ4JGP is the new Treasurer it was decided to have Tedd finish collecting this years dues.

SCHEART will be offering Ham (Amateur) Radio classes in March of 2023. This is for Technician, General and Extra. All classes will be running from **March 20th through 24th**. from 6pm to 9pm. Some classes will not take the whole week, but will finish when all the material is covered. These classes run concurrently. You can only choose one of the classes.


We're presenting the classes by video conference using Zoom (<http://zoom.us>) If you didn't have the time to attend in person before, now is your chance. Email me at midlandsve@gmail.com. I'll forward your email to your instructor and they will send you an invitation to the video conference.

Testing will be offered on **March 25th** at 08:30 am at SCETV headquarters, 1041 George Rogers Blvd in Columbia. But of course you can always take tests at the normal sites and times in Columbia County and Augusta GA as well as Aiken. See the K4NAB [calendar](#) for dates times and locations.

More information on the classes at <https://scheart.us/march-2023-ham-radio-testing-and-training/>



Both pictures taken from an on line library



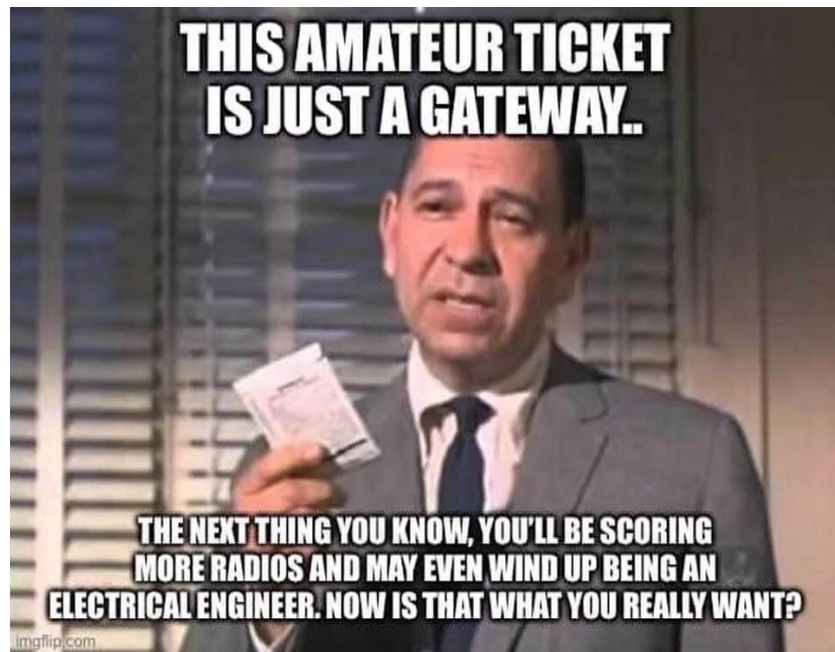
Are you looking for a Amateur Radio Repair shop, if so here is one located in Florida. This is not verified or indorsed by GARS.

http://www.amateurradiorepair.biz/?fbclid=IwAR2JR4ku80NHxN7fqgVcSBDGC5XP4MGCAXNxxQLMoiB51SqzF_UaHYw7gC4



Like US on
Facebook

facebook.com/
Greenwood ARS



Bouvet Island Base Camp, Rustic with harsh conditions

Bouvet Island Location



2023 Bouvet Island DX-pedition wrap up [go here.](#)



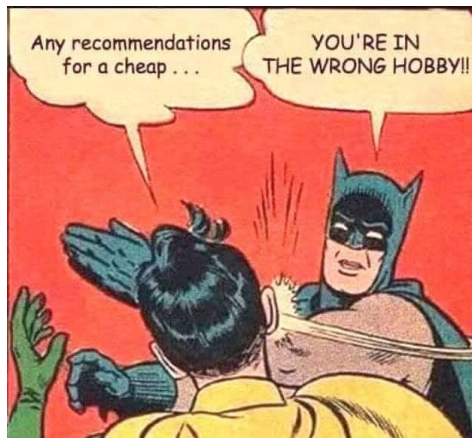
Kevan N4XL recently donated a copy of a book he highly endorsed to our library. “The Fast Track to Understanding Radio Propagation.”

Please contact [Jack](#) Witt KN4SIK if you would like to use our library or have any comments or suggestions about it.



Like US on
Facebook

facebook.com/
Greenwood ARS



From the Jan 17, 2023 ARRL Club News email, submitted by Kevan, N4XL

Two Simple Tricks to Expand Club Membership

-- ARRL Roanoke Division Vice Director Bill Morine, N2COP

Make it a club policy for members to monitor the club's designated repeater for at least 1 hour ahead of meeting times, not only for regularly scheduled meetings, but also for any informal events, such as breakfasts, lunches, or dinners. Answer unfamiliar calls, and invite the caller to your event, confirming the location. This is not only appreciated by new hams, but also operators returning to our hobby after many years. Remember that VHF/UHF FM equipment sold 30 years ago is still fully functional, so lots of returning hams still expect repeaters to be the primary conduit to communicate with members before meetings.

Many hams have gotten out of the habit of wearing a badge. While most members may know one another by sight, a visitor does not. Wearing a badge at a gathering helps associate a name and call sign with a face, and makes the visitor feel at ease. An easy way to make sure everyone is identified is to have blank adhesive name badges from an office supply store and a marker by the entrance to the meeting room. Another suggestion is to have your club work out a bulk order arrangement with an amateur radio badge maker. The club could even offer to pay a percentage of the price per badge to encourage members to buy one.

Monitoring the club's official repeater and wearing a badge are two simple ways to make nonmembers feel welcome and part of your club, with the hope they will join.

Radio Listener Guide and Call Book, March 1926


<https://worldradiohistory.com/Archive-Radio-Listeners-Guide/Radio-Listeners-Guide-Radio-Review-1926-Mar.pdf>



facebook.com/
Greenwood ARS

Courtesy of the Anderson Amateur Radio Club

We now have a Vara-FM digipeater up and running on Sasafress. Marion McMillian KO4HJO donated the computer to run VARA, Anson KN4UPY donated the radio, and I got the sound card and put it together. It is running on 145.530 - we have tested it repeatedly during the last 24 hours and have been able to reach Columbia on 2 hops. This is the first Vara digi in the upstate and will be a huge advantage for emergency communications not just in Anderson, but across the whole upstate. Currently the packet node that had been running on sasafress is offline, but we are looking at options to bring it back online and having both packet and Vara capabilities. Big thanks to Marion, Anson, and Anson's son (our tower climber) for their dedication to the project !!





Like US on
Facebook

facebook.com/
Greenwood ARS

The club is exploring options with three local vendors for members to purchase t-shirts, polo shirts, sweatshirts, jackets, and/or caps with the GARS logo and/or your call sign. Below are examples of what some club members have, submit ideas of your own if you'd like. Please be thinking about what you might like to order. Some options are on the next page. If you have any questions/suggestions please contact [Di, N4DLL](#).





Like US on Facebook

facebook.com/
Greenwood ARS

GARS Club Apparel

	Short Sleeve T-Shirts	
With GARS club logo	With your call sign	With GARS club logo and your call sign
	Long Sleeve T-Shirts	
With GARS club logo	With your call sign	With GARS club logo and your call sign
	Short Sleeve Polo Shirts	
With GARS club logo	With your call sign	With GARS club logo and your call sign
	Long Sleeve Polo Shirts	
With GARS club logo	With your call sign	With GARS club logo and your call sign
	Crew Neck Sweatshirt	
With GARS club logo	With your call sign	With GARS club logo and your call sign
	Hooded Sweatshirt	
With GARS club logo	With your call sign	With GARS club logo and your call sign
	Jacket without Hood	
With GARS club logo	With your call sign	With GARS club logo and your call sign
	Jacket with Hood	
With GARS club logo	With your call sign	With GARS club logo and your call sign
	Caps	
With GARS club logo	With GARS call sign	With your call sign

HAMFESTS & EVENTS

QSO Ham Expo, 25-26 March 2023 [Home \(qsotodayhamexpo.com\)](http://qsotodayhamexpo.com)

Raleigh Hamfest, April 8, 2023 [RARSfest - The NC Capital City Hamfest](#)

Ridge Amateur Radio Club [Tailgate Party](#) Batesburg/Leeville, April 15, 2023

[Atlanta Hamfest](#) June 3, 2023

WCARS Hamfest, Waynesville, NC July 29, 2023, [hfnotice.pdf \(wcars-club.org\)](#)

Greenwood Amateur Radio Society (GARS) Hamfest, January 13, 2024

CLASSIFIEDS

Nothing submitted



- * The American Radio Relay League protects our rights as Amateur Radio Operators <http://www.arri.org>
- * Support for SERA supports proper coordination! <http://www.sera.org>
- * Remember your local and regional interest clubs!
- * Southeast DX Club <http://www.sedxc.org>
- * Spread the word GARS weekly nets: 147.165 2m Net Thursdays 9 p.m.
443.900 70cm Net Mondays 8 p.m.
- * Callsign info <http://www.ae7q.com>*
- * Track us on APRS: <http://aprs.fi>,
- * Swamp Fox Contest Group <http://swampfoxcontestgroup.com>



I hope you have enjoyed reading our newsletter. Please contact me at Mike31406@gmail.com to place a classified ad or with any ideas/comments/suggestions etc.

Mike



Greenwood Amateur Radio Society Silent Key Memorial

Established in Memory of all Greenwood Amateur Radio Society (GARS) Radio Operators who were club members and are now Silent Keys. They were friends, family, & fellow hams and all are missed. Page 1 of 2

<u>Callsign</u>	<u>Name</u>		<u>Silent Key</u>
WA4DLB	Harry	Davis	Thursday, November 11, 2010
KF4Y	Jim	Long	Thursday, November 10, 2011
KD4BKV	Margaret	Fort	Monday, September 16, 2013
KD4YPI	Todd	Hendrix	Saturday, March 8, 2014
W4PY	Warren	Wise *	Saturday, February 14, 2015
KC4KZ	Don	Henderson *	Friday, April 3, 2015
K4FPF	Paul	Valentino	Saturday, May 23, 2015
KC4JWM	Alice	Taylor *	Friday, December 11, 2015
KV4IAV	Marion	Elledge *	Sunday, December 27, 2015
K4GBH	Joe	Mimms *	Tuesday, December 29, 2015
KN4D	Max	Sisson	Saturday, November 12, 2016
N4IDL	Jack	Wheless	Tuesday, January 17, 2017
KG4WRC	Don	Finlayson	Monday, March 13, 2017
AD4XA	Charles	Pruitt	Saturday, October 6, 2018
KJ4VJ	Bert	Keck *	Tuesday, October 23, 2018
WW4I	Phil	Henry *	Tuesday, January 1, 2019
KC4UU	Jo	Henry *	Sunday, October 6, 2019
WB4MLU	Homer	Banks	Sunday, June 7, 2020
AK4EK	Jim	Gresham *	Tuesday, July 7, 2020
KI4WJO	Jewell	Mimms	Tuesday, July 14, 2020
KC4JUC	John	Marchi	Tuesday, June 22, 2021
W3COX	Jim	Cox *	Friday, July 16, 2021
KE4NL	Bill	Sargent	Sunday, August 29, 2021
WD4BWK	Franklin	Mitchell	Saturday, September 25, 2021
KB4YON	Eldora	Keck	Thursday, October 14, 2021
AJ4PU	David	Haynes *	Friday, November 26, 2021
N2OEE	Bob	Wiener *	Tuesday, April 12, 2022
WB4KXE	Harvey	Hill	Friday, October 7, 2022



<u>Callsign</u>	<u>Name</u>		<u>Silent Key</u>
N4LTL	James	Wellmaker	Tuesday, February 5, 1991
W8MID	Jack	Mc Guffee	Monday, September 7, 1992
KD4EHP	Anne	Miller	Thursday, March 24, 1994
WA4TME	Brenda	Fort	Tuesday, October 25, 1994
KC4LSN	JR Labron	Jones *	Thursday, March 21, 1996
KC4JWL	James	Taylor *	Monday, January 13, 1997
K4VIA	Earle	Gillian *	Monday, January 12, 1998
WV4B	Glen	Jennings	Friday, January 14, 2000
WA4JOS	Robert	Buffington	Saturday, August 12, 2000
KC4ZJP	Cecil	Sutton *	Thursday, January 25, 2001
K4QMY	Dan	Hammett	Friday, September 28, 2001
KC4CMF	Fred	McKinney *	Thursday, April 4, 2002
KB4BUR	Nell	Spearman *	Sunday, November 17, 2002
KC4MQA	Elbert	Shirley	Sunday, January 12, 2003
W4WQM	Margaret	Duchett	Thursday, June 19, 2003
WD4JOU	Walt	Spearman *	Monday, June 30, 2003
WA9FWO	Franklin	Kolar Jr *	Saturday, August 9, 2003
KA4PQA	Odel	Lyda *	Thursday, September 25, 2003
KC4GZV	Walter	Davis	Sunday, May 16, 2004
KG4LEZ	James	Shiles *	Sunday, January 1, 2006
K4HIH	Richard	Addison	Saturday, April 15, 2006
KB4CK	Guy	Copland *	Monday, April 17, 2006
K4HAN	Ancel	Ouzts	Wednesday, June 21, 2006
KD4BBZ	Richard	Gillian *	Friday, February 2, 2007
KA4OPC	Paul	Savage *	Thursday, January 10, 2008
WA4TNO	George	Fort	Tuesday, June 10, 2008
KE4QQS	Stanley	Green	Saturday, September 27, 2008
KC4IEL	Brenton	Bailey	Friday, May 15, 2009
W4JAK	Allen	Kennemore	Monday, June 29, 2009
W4LS	DR.George	Miller	Thursday, August 13, 2009
K4DOK	Morton	Sanders	Tuesday, June 15, 2010
W4GSW	Gay	Willis *	Wednesday, August 11, 2010